



T300 SERIES TUBULAR LOCKSETS **T-1**

Brookline Tubular Levers are a cost effective option to maintain the continuity of design when moving from a commercial application to a residential application. Our locks are engineered to provide a suitable alternative to the standard lesser grade cylindrical option. Brookline tubular sets are available in any of our mortise designs with rose trim.

T300 Series Tubular Locks
For Interior Use

- T301** Single Dummy Inside
- T302** Full Dummy Set
- T303** Single Dummy Outside
- T310** Passage Set
- T325** Communicating Lock
- T340** Privacy Lock

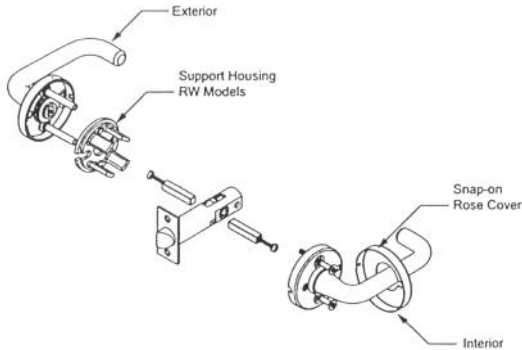


Available in 605, 606, 610, 613, 619, 626, 629, 630

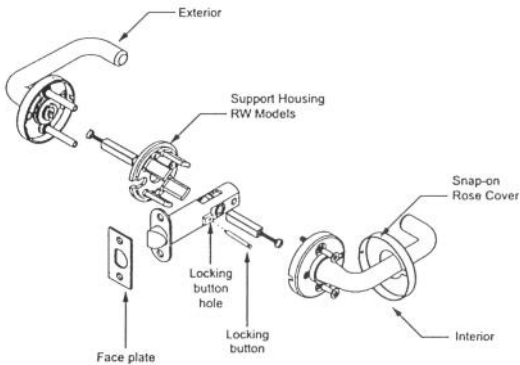
Specifications

- 2-3/4”(70mm) Backset Standard 2-3/8” Optional
- Thru-Bolted Trim For Maintaining Alignment
- Faceplate 1”(25.4mm) x 2-1/4”(57mm)
- Available in 2-1/4”(57mm) or 2-9/16”(65mm) Dia Rose
- Door Thickness 1-3/4”(70mm)
- Nylon Subplate to Maintain Proper Latchbolt Alignment

T310 Passage Set
Exploded View



T340 Privacy Set
Exploded View



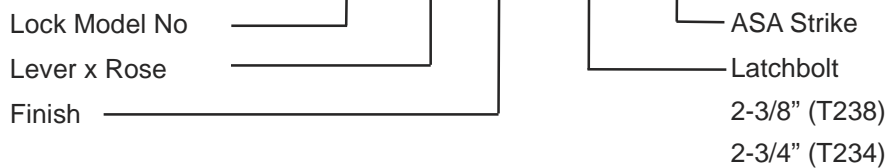
Tubular Locks



Model No T-2 (ANSI No)	Description	Function	Outside / Inside
T301	Dummy Trim Inside	<ul style="list-style-type: none"> • Surface Mounted Trim • Lever Active 	
T303	Dummy Trim Outside	<ul style="list-style-type: none"> • Surface Mounted Trim • Lever Active 	
T302	Full Dummy Trim	<ul style="list-style-type: none"> • Through Mounted Trim • Both Levers Active 	
T310 (F75)	Passage Set	<ul style="list-style-type: none"> • Latchbolt By Lever Either Side • Both Sides Always Free 	
T340 (F76)	Privacy Set Locking	<ul style="list-style-type: none"> • Latchbolt By Lever Either Side Unless Outside Locked By Push Button Inside • Outside Unlocked By Turning Inside Lever Closing Door, or Emergency Key From Outside 	
T325 (F111)	Communicating Lock	<ul style="list-style-type: none"> • Blank Plate on Outside • Inside Lever Always Free 	

How To Order

Tubular Locksets T310 21A 619 T234 C102 NSO



NSO: Non Standard Options

- Door Thickness Over 1-3/4"(44.5mm)
- Non Standard Strike
- (T275) T Strike 2 3/4"
- (T225) Full Lip Strike
- Tactile Coat Inside
- Tactile Coat Outside
- Knurled Knob/Lever

TUBULAR LEVER DESIGNS T-3

T 300 Tubular Series
Commercial Lever Designs



No 10



No 20



(Hand Required)

No 21



No 30



No 50



No 60



No 70



No 71

T 300 Tubular Series
Modern Lever Designs



No 80



No 81



(Hand Required)


No 82



No 83



No 84



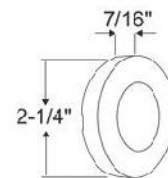
(Hand Required)

No 85

T 300 Tubular Series
Roses



"A" Rose



"B" Rose

